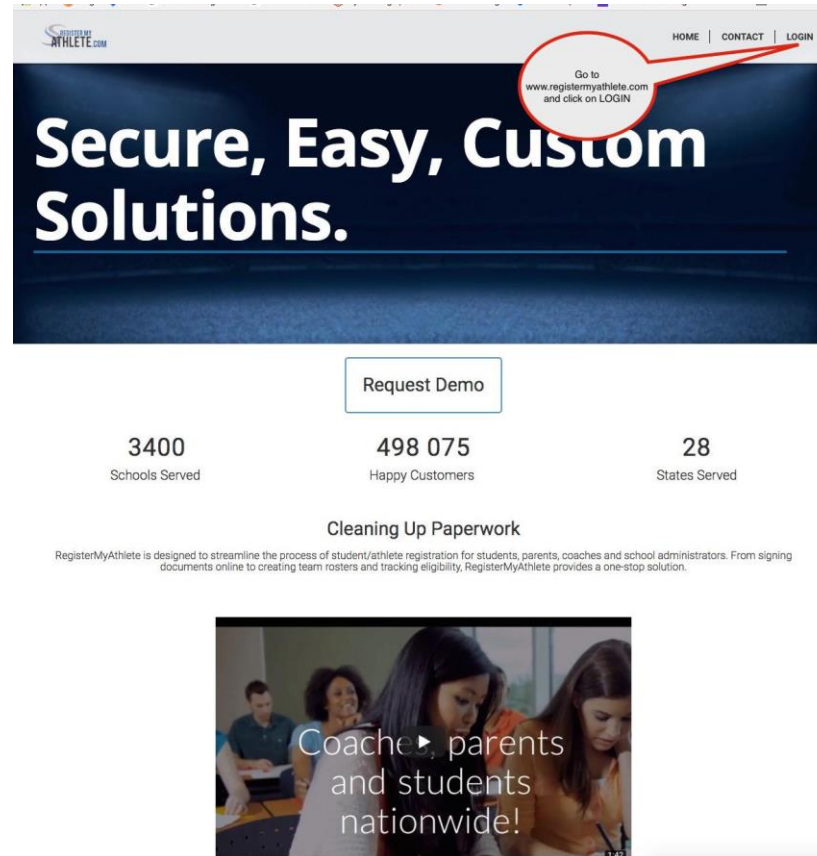


Parent Training – Aktivate/Register My Athlete Users

Go to www.aktivate.com and select Login



The screenshot shows the homepage of the RegisterMyAthlete website. At the top left is the logo "REGISTER MY ATHLETE .COM". At the top right are navigation links: "HOME | CONTACT | LOGIN". A red speech bubble points to the "LOGIN" link with the text: "Go to www.registermyathlete.com and click on LOGIN". The main heading is "Secure, Easy, Custom Solutions." in large white text on a dark blue background. Below this is a "Request Demo" button. Three statistics are displayed: "3400 Schools Served", "498 075 Happy Customers", and "28 States Served". A section titled "Cleaning Up Paperwork" includes a paragraph: "RegisterMyAthlete is designed to streamline the process of student/athlete registration for students, parents, coaches and school administrators. From signing documents online to creating team rosters and tracking eligibility, RegisterMyAthlete provides a one-stop solution." At the bottom is a video player showing a group of people (coaches, parents, and students) looking at a tablet. Overlaid text on the video says "Coaches, parents and students nationwide!". The video player has a progress bar at the bottom right showing "1:43".

REGISTER MY ATHLETE .COM

HOME | CONTACT | LOGIN

Go to
www.registermyathlete.com
and click on LOGIN

Secure, Easy, Custom Solutions.

Request Demo

3400
Schools Served

498 075
Happy Customers

28
States Served

Cleaning Up Paperwork

RegisterMyAthlete is designed to streamline the process of student/athlete registration for students, parents, coaches and school administrators. From signing documents online to creating team rosters and tracking eligibility, RegisterMyAthlete provides a one-stop solution.

Coaches, parents and students nationwide!

1:43

First time users will enter nothing, just click Create Account. Returning users - enter your user email and password and click Login. NOTE: Returning Users who have forgotten User Email/Password, there are instructions at the end of this document.

The image shows a login and registration form titled "Register My Athlete Login" with the subtitle "Parents. Coaches. Administrators." The form includes a yellow-highlighted "Username or Email" field with a "Forgot Email?" link below it. A "Password" field is also present with a "Forgot Password?" link. Below these fields are "Login" and "Create Account" buttons. At the bottom is a link for "Athletic Training Check in?". Two red callout bubbles provide instructions: one for new users to click "CREATE AN ACCOUNT" and another for returning users to enter their credentials and click "LOGIN".

Register My Athlete Login
Parents. Coaches. Administrators.

Username or Email

[Forgot Email?](#)

Password

[Forgot Password?](#)

[Login](#)

[Create Account](#)

[Athletic Training Check in?](#)

If you are new to registernmyathlete, DO NOT enter a username or password, just click **CREATE AN ACCOUNT**

Enter your username and Password and click **LOGIN** if you have already created an account. Do not create another account! If you need assistance contact support at 435-213-1601

First time users - Enter Parent Information

- ❖ The email you use will be your login
- ❖ Remember your password!
- ❖ You will need these each time you login
- ❖ Make sure to mark Parent, then click Submit

If you are a returning user you may be asked to update your information.

Account Creation

Emily

Steele

This email is your username for this account

User Name (optional)

Used for logging in

emsteele@gmail.com

Confirmed

emsteele@gmail.com

Emails match

Remember this password! You will need it every time you login

Backup Email (Optional)

Passwords match!

(435) 230-5639

Cell

Phone 2 (Optional)

Work

☐ I would like to be able to receive communication via text messages.

Address

1234 Main street

Street 2 (Optional)

Logan

Utah

84341

Time Zone

Security Questions

Mother's Maiden Name

EDWARD

First Pet's Nick Name

oscar

City Where You Were Born

BILLINGS

I will be using this software primarily as a(n):

☒ parent

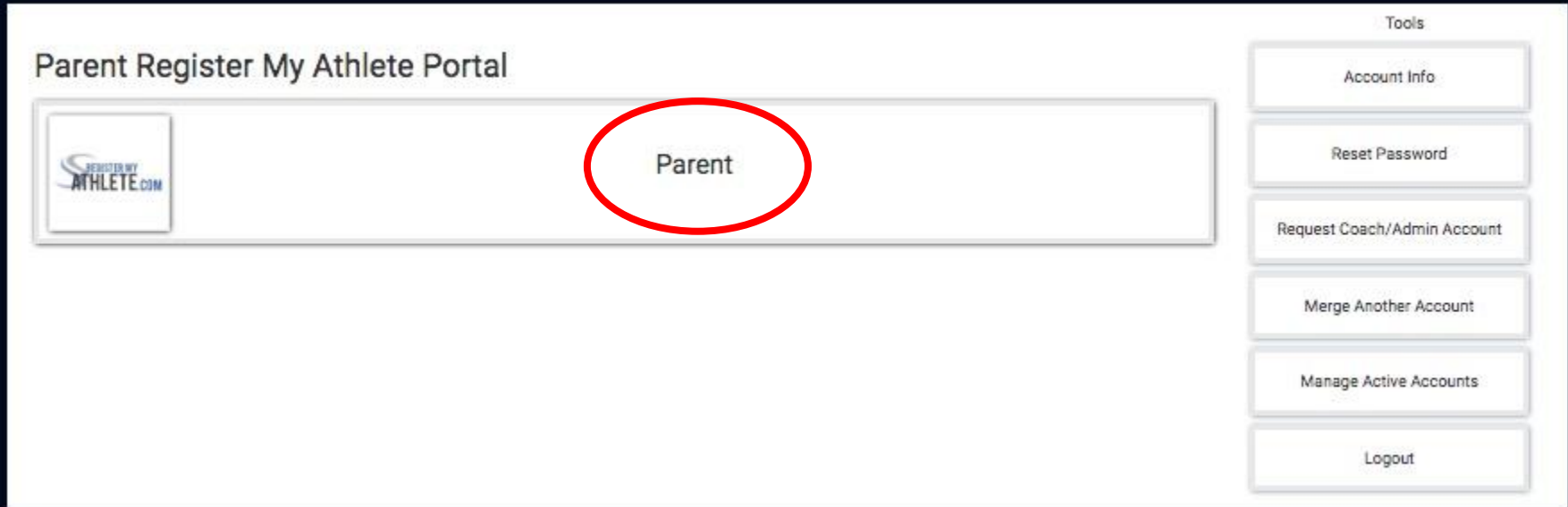
☐ coach

☐ administrator

Create Account

Cancel

Once you have logged in/Created an account, click on Parent



Agree to terms, and submit



Athlete Registration

Terms of Use



Please carefully read these Terms and Conditions of Use. You must respond to the question at the end of this page in order to continue.

*Show / Hide Terms of Use and Privacy Policy

☐ Show ☒ Hide

Do you agree to abide by these Terms of Use and Privacy Policy?

- ☒ I have read and agree to the Terms of Use and Privacy Policy.
☐ I DO NOT agree to the Terms of Use or Privacy Policy.

Submit

Agree to Terms and
click Submit

The first time you login, you can learn about the site with a quick tutorial, or you can choose to not take the tutorial.

From this main page you can register for a sport, Complete a Started Registration, or go to Show Naviagtion

Register My Athlete

Welcome Joseph*!

What would you like to do?

- Start/Complete Registrations
- Athlete Information
- Store
- Messages
- Transfers

Announcements

School	Date	Announcement
Ridgeline High School	08/16/2018	Attention! The home opening football game tomorrow August 17th against Spanish Fork will be a state ...
Ridgeline High School	08/09/2018	The Ridgeline Booster Club would like to announce there opening social. The opening social will take...
Ridgeline High School	07/30/2018	As of August 1st we are no longer using Register My Athlete to process athletic payments. All athle...
Ridgeline High School	07/26/2018	Updated Girls Soccer Try-out Schedule. July 30th - August 1st. Freshman/Sophomore- 4:30-6:00 pm J...
Ridgeline High School	07/09/2018	Fall Sports are just a few weeks away! Remember that in order to try-out you must have a current phy...
Ridgeline High School	05/18/2018	Reminder that the Spring OSPYS will be held on Monday May 21st starting @ 6:30 pm in the Ridgeline C...
NIAA High School	05/08/2018	Time to start registering for the 2018-2019 school year!!!
Ridgeline High School	05/08/2018	Ridgeline Athletic Physicals for 2018-2019 All athletes planning on playing a high school sport in ...
NIAA High School	05/07/2018	1
RMA High School	05/02/2018	test

Parent Toolbox

- NCSA Next College Student Athlete®
Does your athlete want to compete in college?
- ATHLINK®
Better. Stronger. Faster...
Setup Workout routine
- D1SHORTLIST
College Ready Highlight Films

To Register for a sport, click Start/Complete Registrations under *What would you like to do?*

The screenshot shows the NCSA website interface. On the left, a sidebar menu titled 'What would you like to do?' contains the following options: Start/Complete Registrations, Athlete Information, Store, Messages, and Transfers. The 'Start/Complete Registrations' option is circled in red. A red arrow points from this option to a zoomed-in view of the same menu on the right. In this zoomed-in view, the 'Start/Complete Registrations' option is also circled in red.

Announcements Table:

School	Date	Announcement
Ridgeline High School	08/16/2018	Attention! The home opening football game tomorrow August 17th against Spanish Fork will be a state ...
Ridgeline High School	08/09/2018	The Ridgeline Booster Club would like to announce there opening social. The opening social will take...
Ridgeline High School	07/26/2018	Updated Girls Soccer Try-out Schedule. July 30th - August 1st. Freshman/Sophomore- 4:30-6:00 pm J...
Ridgeline High School	07/09/2018	Fall Sports are just a few weeks away! Remember that in order to try-out you must have a current phy...
Ridgeline High School	05/18/2018	Reminder that the Spring OSPYS will be held on Monday May 21st starting @ 6:30 pm in the Ridgeline C...
NIAA High School	05/08/2018	Time to start registering for the 2018-2019 school year!!!
Ridgeline High School	05/08/2018	Ridgeline Athletic Physicals for 2018-2019 All athletes planning on playing a high school sport in ...
NIAA High School	05/07/2018	1

Parent Toolbox:

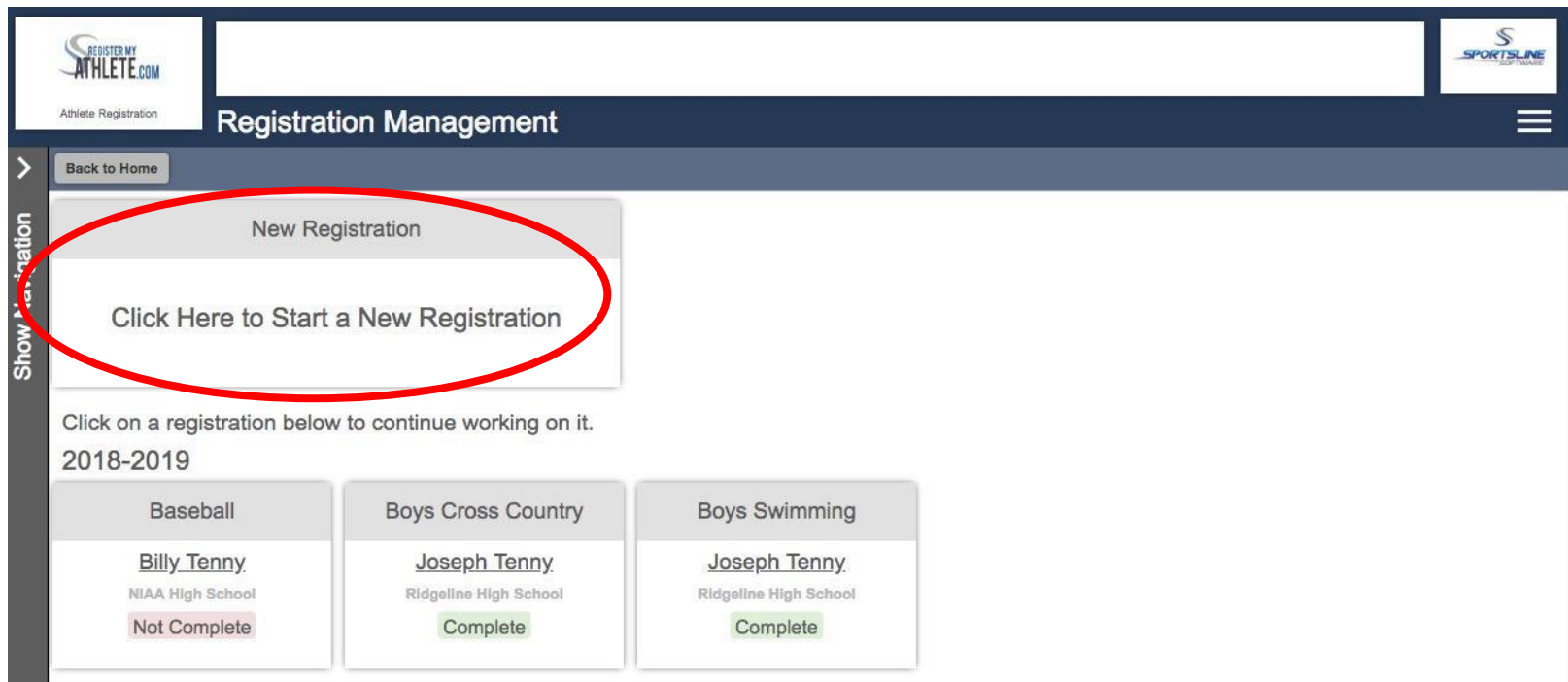
- NCSA Next College Student Athlete
- Does your athlete want to compete in college?
- ATHLINK® Better. Stronger. Faster... Setup Workout routine
- D1SHORTLIST College Ready Highlight Films

Now you can start a New Registration, Complete a Registration previously started, but not finished, or view a Complete registration.

The screenshot displays the 'Registration Management' page on the 'REGISTER MY ATHLETE.COM' website. The page includes a header with the site logo, 'Athlete Registration', and a 'SPORTSLINE' logo. A navigation bar contains a 'Back to Home' button and a 'Show Registration' sidebar. The main content area features a 'New Registration' button and a link to 'Click Here to Start a New Registration'. Below this, a message states 'Click on a registration below to continue working on it.' and the season '2018-2019' is displayed. A table lists three registrations: Baseball (Billy Tenny, NIAA High School, Not Complete), Boys Cross Country (Joseph Tenny, Ridgeline High School, Complete), and Boys Swimming (Joseph Tenny, Ridgeline High School, Complete).

Baseball	Boys Cross Country	Boys Swimming
<u>Billy Tenny</u>	<u>Joseph Tenny</u>	<u>Joseph Tenny</u>
NIAA High School	Ridgeline High School	Ridgeline High School
Not Complete	Complete	Complete

Click “Click Here to Start a New Registration” to begin a new registration



The screenshot shows the 'Registration Management' page on the 'REGISTER MY ATHLETE.COM' website. The page has a dark blue header with the site logo on the left and a 'SPORTSLINE' logo on the right. Below the header, there is a 'Back to Home' button. The main content area features a 'New Registration' button, which is circled in red. Below this button, there is a message: 'Click on a registration below to continue working on it.' followed by the year '2018-2019'. There are three registration cards displayed: 'Baseball' for Billy Tenny (NIAA High School, Not Complete), 'Boys Cross Country' for Joseph Tenny (Ridgeline High School, Complete), and 'Boys Swimming' for Joseph Tenny (Ridgeline High School, Complete).

REGISTER MY ATHLETE.COM
Athlete Registration

SPORTSLINE

Registration Management

Back to Home

New Registration

Click Here to Start a New Registration

Click on a registration below to continue working on it.

2018-2019

Baseball	Boys Cross Country	Boys Swimming
<u>Billy Tenny</u> NIAA High School Not Complete	<u>Joseph Tenny</u> Ridgeline High School Complete	<u>Joseph Tenny</u> Ridgeline High School Complete

Step 1 - Select School

Sportsline Athlete.com
Athlete Registration

Registration Checklist

Back to Home | Go to Started Registrations

Registration Checklist

☐ Select School

Summary

	Incomplete
School	-
City	-
Athlete	-
Grade	-
Year	-
Sport	-

Key

- ☒ Task is complete
- ☐ Task in progress
- ☐ Task to complete

Click on each box to complete the required tasks.
New tasks will be added as you go.

If you have ever previously chosen a school you can select that school, and if you need to choose a different school, you can do that as well.

The screenshot shows the 'Registration Checklist' page for 'ATHLETE.COM'. The page has a sidebar with 'Show Navigation' and a main content area. The 'Registration Checklist' section includes a 'Select School' button. A 'Registration Summary' table is visible on the right. A modal window titled 'Registration Checklist' is open, prompting the user to select a school. The modal shows a dropdown menu with 'Ridgeline High School Millville, UT' selected. Below the dropdown, there is a text input field for 'Utah' and a search bar labeled 'Search to add a different school...'. A 'Cancel' button is at the bottom right of the modal. A red speech bubble points to the modal with the text: 'You can now choose the school you currently are with or choose a different school if you are transferring, etc.'

Registration Checklist

Back to Home Go to Started Registrations

☐ Select School

Registration Summary

Status	Incomplete
School	-
City	-
Athlete	-
Grade	-
Year	-
Sport	-


Key

- ☒ Task is complete
- ☐ Task in progress
- ☐ Task to complete

Click on each box to complete the task.

Registration Checklist

Please select the school where you would like to register.

 Ridgeline High School Millville, UT

You may instead select a state and search a new school.

Utah

Search to add a different school...

Cancel

You can now choose the school you currently are with or choose a different school if you are transferring, etc.

Step 2 - Select Athlete

REGISTER MY ATHLETE.COM

Athlete Registration

SPORTSLINE

Registration Checklist

>

Back to Home

Go to Started Registrations

Registration Checklist

☒ Select School

☐ Select Athlete

The next step is to select your athlete

Registration Summary

Incomplete

Ridgeline High School

Millville, UT

-

-

-

-

Key

☒ Task is complete

☐ Task in progress

☐ Task to complete

Click on each box to complete the required tasks.

New tasks will be added as you go.

If your athlete is already in the system, select them.
Otherwise you will need to add them into the system.

Sportsline Athlete.com Athlete Registration

Registration Checklist

Back to Home | Go to Started Registrations

☒ Select School

☐ Select Athlete

Registration Summary

Status	Incomplete
School	Ridgeline High School
City	Milville, UT
Athlete	-
Grade	-
Year	-
Sport	-

Key

- ☒ Task is complete
- ☐ Task in progress
- ☐ Task to complete

Click on each box to toggle task status. New tasks will be added here.

You can use an athlete you have already added, or add a new athlete. Keep in mind that if an athlete has already been added to a different account you will need to merge accounts to add that athlete.

Registration Checklist

Please select the athlete that will be registering

☒ Mary Steele

Use Selected Athlete

-OR-

Add New Athlete

Cancel

Enter athlete information

❖ You only need to enter once!

REGISTER MY ATHLETE.COM

Athlete Registration

SPORTSLINE

Add a New Athlete

Cancel

Show Navigation

*Full Legal Name (first middle last)
Mary Steele (As found on a legal document such as a birth certificate, passport, etc.)

Suffix
(None) (Jr., 3rd, etc.)

*Documentation
Birth Certificate (The document that has the full legal name)

*Date Of Birth
04/12/2001 MM/DD/YYYY

*First Name
Mary

Middle Name

*Last Name
Steele

*Gender
Female

*Address
1234 Main street

Address 2

*City
Logan

*State
Utah

*Zip
84341

Email

*Home Phone
(435) 230-5639


Cell Phone


Receive communication via text messages?
☐ Yes ☒ No


Show phone on team contact list?
☒ Yes ☐ No


Please search and select the primary school at which this athlete will play sports.
Utah

Ridge

 Northridge High School Layton, UT

 West Ridge Academy West Jordan, UT

 Skyridge High School Lehi, UT

 Ridgeline High School Milville, UT

This is where you will enter in all of your athlete's information. You only have to do this once!

My information up-to-date. If any information changes I will update it within 2 weeks.

Step 3 - Select Year/Sport

Registration Checklist

Back to Home Go to Started Registrations

Registration Checklist

- ☒ Select School
- ☒ Select Athlete
- ☐ Select Year/Sport

Registration Summary


Incomplete
Ridgeline High School
Milville, UT
Mary Steele
-
Year
-
Sport
-


Key

- ☒ Task is complete
- ☐ Task in progress
- ☐ Task to complete

Click on each box to complete the required tasks.
New tasks will be added as you go.

Make sure to choose the correct year! This cannot be changed!


Ridgeline High School



Sport Selection

Back

Sport Selection

Select academic year you will be registering for?

✓ -Select-

2017-2018

2018-2019

It is important that you choose the correct year you will be participating in!!

Show Navigation

Choose the sport

Ridgeline High School

Sport Selection

SPORTSLINE

Back Why is my sport not showing?

Sport Selection

What academic year will you be registering for?
2018-2019 (Grade: 9)

Please select the sport that you would like to play for the selected academic year.

- ☐ Band
- ☐ Baseball
- ☐ Boys Basketball
- ☐ Boys Cross Country
- ☐ Boys Golf
- ☐ Boys Soccer
- ☐ Boys Swimming
- ☐ Boys Tennis
- ☐ Boys Track
- ☐ Cheer
- ☐ Debate
- ☐ Debate NSDA
- ☒ Drama
- ☐ Drill Team
- ☐ Football
- ☐ Girls Basketball
- ☐ Girls Cross Country
- ☐ Girls Golf
- ☐ Girls Soccer
- ☐ Girls Swimming
- ☐ Girls Tennis
- ☐ Girls Track
- ☐ Marching Band
- ☐ Softball
- ☐ Volleyball
- ☐ Wrestling

Submit

Show Navigation

If the grade is wrong, you can change that at the athlete profile by clicking on Show Navigation, athlete's name, and editing the Athlete Profile

Select the sport. If you do not see the sport, you have either already registered for it, or it is not active and you will need to contact Support or your school

Confirm your Registration

The screenshot shows a web application interface for sport selection and registration confirmation. The main header includes the Ridgeline High School logo and the title "Sport Selection". A navigation sidebar on the left lists various sports and activities. The main content area displays a list of sports with radio buttons for selection. A modal dialog box titled "Confirm Selection" is open, showing the selected information and a confirmation prompt. A red circle highlights the modal dialog box.

Sport Selection

What academic year will you be registering for?
(2018-2019) (Grade: 9)

Please select the sport that you would like to play for the selected academic year.

- ☐ Band
- ☐ Baseball
- ☐ Boys Basketball
- ☐ Boys Cross Country
- ☐ Boys Golf
- ☐ Boys Soccer
- ☐ Boys Swimming
- ☐ Boys Tennis
- ☐ Boys Track
- ☐ Cheer
- ☐ Debate
- ☐ Debate NSDA
- ☒ Drama
- ☐ Drill Team
- ☐ Football
- ☐ Girls Basketball
- ☐ Girls Cross Country
- ☐ Girls Golf
- ☐ Girls Soccer
- ☐ Girls Swimming
- ☐ Girls Tennis
- ☐ Girls Track
- ☐ Marching Band
- ☐ Softball
- ☐ Volleyball
- ☐ Wrestling

Confirm Selection

School: Ridgeline High School
City: Milville, UT
Athlete: Steele, Mary
Grade: 9
Year: 2018-2019
Sport: Drama

Please verify that you have selected the correct school, athlete, and sport.

After this point, we will gather the requirements to complete this registration, and you will not be able to change these previous selections.

Step 4 - Guardian information

- ❖ Your first registration you will need to enter in all the information
- ❖ It will auto fill for you to check each registration after that

The screenshot displays the 'Registration Checklist' and 'Guardian Info' sections of the Ridgeline High School registration system.

Registration Checklist:

- ☒ Select School
- ☒ Select Athlete
- ☒ Select Sport
- ☐ Guardian Info
- ☐ Insurance
- ☐ Medical Info

Registration Summary:

Status	Incomplete
School	Ridgeline High School
City	Millville
Athlete	Steele
Grade	8
Year	2018
Sport	Drama

Key:

- ☒ Task is complete
- ☐ Task in progress
- ☐ Task to complete

Click on each box to complete the requirement.
New tasks will be added as you go.

Guardian Info:

Guardian 1

*First Name: Emily
*Middle Initial:
*Last Name: Steele
*Address: 1234 Main street
*City: Logan
*State: Utah
*Zip: 84341
*Day Phone:
*Night Phone:
*Email: emsteele@gmail.com

*This guardian is the student's: ☐ Father ☐ Mother ☐ Legal Guardian
(Show guardian(s) phone on team contact list)
* Yes ☐ No ☐

Guardian 2

*First Name:
*Middle Initial:
*Last Name:
*Address:
*City:
*State:
*Zip:
*Day Phone:
*Night Phone:
*Email:

*This guardian is the student's: ☐ Father ☐ Mother ☐ Legal Guardian
Emergency Contact (Must be different than the guardian)
*Name:
*Relationship to Athlete: Grandma
*Day Phone: (435) 230-4438
*Night Phone:

Next steps: The next steps will be to make sure your Guardian, Insurance, and Medical Information is up to date.

Step 5 - Insurance Information

- ❖ Your first registration you will need to enter in all the information
- ❖ It will auto fill for you to check each registration after that

Ridgeline High School

Guardian

Ridgeline High School

SportsLine

Registration Checklist

Back to Home

Go to Started Registrations

Registration Checklist

Select School

Select Athlete

Select Sport

Guardian Info

Insurance

Medical Info

Registration Summary

Status	Incomplete
School	Ridgeline High School
City	Milville, UT
Athlete	Steele, Mary
Grade	8
Year	2018-2019
Sport	Drama

Key

☒ Task is complete

☒ Task in progress

☐ Task to complete

Click on each box to complete the required tasks.
New tasks will be added as you go.

Mary's Insurance Info

Cancel

Primary Insurance

*Holder's First Name	Jon
*Holder's Last Name	Steele
*Holder's Employer	OE Mapping
*Employee's Phone	(435) 230-5639
*Insurance Company	USA
*Insurance Group Number	5055005
Insurance Member Number	55555
Insurance Policy Number	123456789
Insurance Effective Date	06/09/2018

Secondary Insurance

Holder's First Name	
Holder's Last Name	
Holder's Employer	
Employee's Phone	
Insurance Company	
Insurance Group Number	
Insurance Member Number	
Insurance Policy Number	

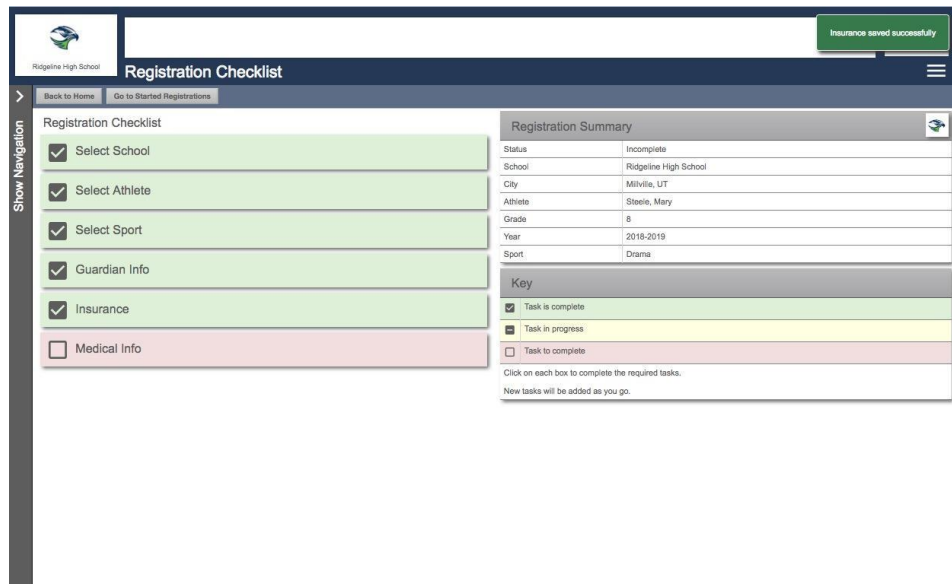
Hospital

Hospital Preference	
*Verify insurance	<input checked="" type="checkbox"/> verify this athlete is covered by this insurance and I confirm the information provided is correct and valid
Date	

Enter in your insurance information, or make sure it is current. If you do not have insurance and it is required by the school and there is no option to waive this step, please contact your school.

Step 6 - Medical Information

- ❖ Your first registration you will need to enter in all the information
- ❖ It will auto fill for you to check each registration after that



The screenshot shows the 'Registration Checklist' page for Ridgeline High School. A green notification at the top right states 'Insurance saved successfully'. The left sidebar contains a 'Show Navigation' menu with links to 'Back to Home' and 'Go to Started Registrations'. The main content area is divided into two sections: 'Registration Checklist' and 'Registration Summary'.

Registration Checklist

- ☒ Select School
- ☒ Select Athlete
- ☒ Select Sport
- ☒ Guardian Info
- ☒ Insurance
- ☐ Medical Info

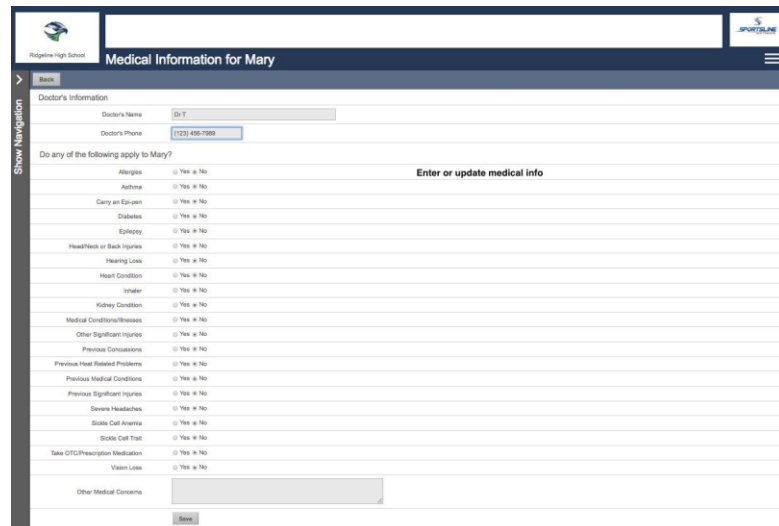
Registration Summary

Status	Incomplete
School	Ridgeline High School
City	Milville, UT
Athlete	Steels, Mary
Grade	8
Year	2018-2019
Sport	Drama

Key

- ☒ Task is complete
- ☐ Task in progress
- ☐ Task to complete

Click on each box to complete the required tasks.
New tasks will be added as you go.



The screenshot shows the 'Medical Information for Mary' page. It includes a 'Back' button and a 'Show Navigation' menu. The page is titled 'Doctor's Information' and contains a form for entering medical data.

Doctor's Information

Doctor's Name: Dr. T.
Doctor's Phone: (123) 456-7890

Do any of the following apply to Mary?

Enter or update medical info

Allergies	<input type="checkbox"/> Yes <input type="checkbox"/> No
Asthma	<input type="checkbox"/> Yes <input type="checkbox"/> No
Carry an Epi-pen	<input type="checkbox"/> Yes <input type="checkbox"/> No
Diabetes	<input type="checkbox"/> Yes <input type="checkbox"/> No
Epilepsy	<input type="checkbox"/> Yes <input type="checkbox"/> No
Head/Neck or Back Injuries	<input type="checkbox"/> Yes <input type="checkbox"/> No
Hearing Loss	<input type="checkbox"/> Yes <input type="checkbox"/> No
Heart Condition	<input type="checkbox"/> Yes <input type="checkbox"/> No
Inhaler	<input type="checkbox"/> Yes <input type="checkbox"/> No
Kidney Condition	<input type="checkbox"/> Yes <input type="checkbox"/> No
Medical Conditions/Injuries	<input type="checkbox"/> Yes <input type="checkbox"/> No
Other Significant Injuries	<input type="checkbox"/> Yes <input type="checkbox"/> No
Previous Concussions	<input type="checkbox"/> Yes <input type="checkbox"/> No
Previous Head Related Problems	<input type="checkbox"/> Yes <input type="checkbox"/> No
Previous Medical Conditions	<input type="checkbox"/> Yes <input type="checkbox"/> No
Previous Significant Injuries	<input type="checkbox"/> Yes <input type="checkbox"/> No
Severe Headaches	<input type="checkbox"/> Yes <input type="checkbox"/> No
Stroke/Cold/Anemia	<input type="checkbox"/> Yes <input type="checkbox"/> No
Stroke/Cold/Trait	<input type="checkbox"/> Yes <input type="checkbox"/> No
Take OTC/Prescription Medication	<input type="checkbox"/> Yes <input type="checkbox"/> No
Vision Loss	<input type="checkbox"/> Yes <input type="checkbox"/> No

Other Medical Concerns:

Save

Step 7 - Schools that use a transfer system of any kind will have a questionnaire to fill out, if not you will not have this step. If you are a Transfer student, you will be directed to steps to complete the transfer process before you can proceed with your registration

Ridgeline High School

Medical Information Updated

Registration Checklist

Back to Home Go to Started Registrations

Show Navigation

Registration Checklist

- ☒ Select School
- ☒ Select Athlete
- ☒ Select Sport
- ☒ Guardian Info
- ☒ Insurance
- ☒ Medical Info
- ☐ Utah Questionnaire

Registration Summary

Status	Incomplete
School	Ridgeline High School
City	Millville, UT
Athlete	Steele, Mary
Grade	8
Year	2018-2019
Sport	Drama

Students from Utah will need to fill out this questionnaire to determine if they need to fill out a transfer form.

Required tasks.

New tasks will be added as you go.

Step 8 - Additional Opportunities gives athletes and parents a chance to sign up for other services

Registration Checklist

Back to Home Go to Started Registrations

Registration Checklist

- ☒ Select School
- ☒ Select Athlete
- ☒ Select Sport
- ☒ Guardian Info
- ☒ Insurance
- ☒ Medical Info
- ☒ Utah Questionnaire
- ☐ Additional Opportunities

Registration Summary

Status	Incomplete
School	Ridgeline High School
City	Milville, UT
Athlete	Steele, Mary
Grade	8
Year	2018-2019
Sport	Drama

Key

- ☒ Task is complete

This is the next bar to click on.

Survey Question:

Mary wants to compete in college and receive a FREE recruiting profile.

☐ Yes ☒ No

Mary would like to begin physically preparing now to be competitive and stay injury free during the season.

☐ Yes ☒ No

Continue

If you choose yes, you will be redirected to another website. If you are not interested, please select No and Continue

Step 9 - School Requirements: the last step!

Ridgeline High School **SPORTSLINE**

Registration Checklist

[Back to Home](#) [Go to Started Registrations](#)

Show Navigation

- ☒ Select School
- ☒ Select Athlete
- ☒ Select Sport
- ☒ Guardian Info
- ☒ Insurance
- ☒ Medical Info
- ☒ Utah Questionnaire
- ☒ Additional Opportunities
- ☐ School Requirements

Registration Summary

Status	Incomplete
School	Ridgeline High School
City	Milville, UT
Athlete	Steele, Mary
Grade	8
Year	2018-2019
Sport	Drama

Key

- ☒ Task is complete
- ☐ Task in progress
- ☐ Task to complete


complete the required tasks.
you go.

This will take you to the registration checklist

1.

2.

3.


School Requirements

[Home](#)
[Athletic Summary](#)
[Open This Registration](#)

Entry Registration For Chrome - Grade 9 (2019-2020)
 Status: Not Complete
 All requirements must be completed to be eligible for Chrome

Your Registration Checklist

1. Registration Started	Completed
2. Electronic Documents	In Progress
3. Guardian E-Signature	In Progress
4. Student E-Signature	In Progress
5. Additional Requirements/Forms	In Progress
6. Fees	In Progress

Not Required Before Topics

[View Student Profile](#)

2. Electronic Documents

For each document below, you will need to click on the "Need Document" button. After you have read through the document, you will see an "I agree" button show up on the page. Click on the button to show you have read and agree to the document.

Document	Need	Agree	Completed
Athletic Policy	Need Document	I Agree	Not Complete
Consent to Travel	Need Document	I Agree	Not Complete
Portable Travel Checklist	Need Document	I Agree	Not Complete
Consent to Treat	Need Document	I Agree	Not Complete
Drug Testing Consent Form	Need Document	I Agree	Not Complete

Document Questions

Question: Do you read or Regan's handbook?

Yes/No

Yes/No

Yes/No

Yes/No

3. Guardian E-Signature

(You must read and agree to each item before signing)

I am the parent or legal guardian of the athlete, and I hereby consent and agree to the terms of participation as outlined in the registration document.

Type your full name (first/last name) to sign:

NOTE: E-signatures must match athlete's legal name

4. Student E-Signature

(You must read and agree to each item before signing)

I am an athlete. I fully consent and agree to the terms of participation as outlined in the registration documents.

Type your full name (first/last name) to sign:

NOTE: E-signatures must match athlete's legal name

5. Additional Requirements/Forms

Your document(s) have not yet been received. Print, complete, and deliver them to your athletic administrator.

Items	Status	Action
Physical Form A	Not Complete	Print X

[View Printable Requirements](#)

6. Fees

Not Required Before Topics

Remember to bring the funds after topics to complete your registration.

Item	Balance	Amount	Payment
Registration For Chrome	Not Received	\$88.00	Add To Cart

After reading and agreeing to documents and answering any document questions, the parent and athlete will need to e-sign.

School Requirements

Back | Athlete Summary | Open This Registration

Mary: Registration For Drama - Grade 9 (2018-2019)

Status: Not Complete
All requirements must be completed to be eligible for Drama.

Your Registration Checklist

1. Registration Started:	2018/04/12
2. Electronic Documents:	Complete
3. Guardian E-Signature:	Complete
4. Athlete E-Signature:	Complete
5. Additional Requirements/Physicals:	Incomplete
6. Fee(s):	Incomplete

Not Required Before Tryouts

[Print Student Profile](#)

2. Electronic Documents
For each document displayed, you will need to click on the "Read Document" button. After you have read through the document, you will see an "I agree" check-box appear on this page. Click on the check-box to show that you have read and agree to the document.

Name	Read	Agree	Date Completed
Activities Policy	Read Document	<input type="checkbox"/> I Agree	4/12/2018
Consent Form	Read Document	<input type="checkbox"/> I Agree	4/12/2018
USAA Tryout Checklist	Read Document	<input type="checkbox"/> I Agree	4/12/2018
Consent to Treat	Read Document	<input type="checkbox"/> I Agree	4/12/2018
Drug Testing Consent Form	Read Document	<input type="checkbox"/> I Agree	4/12/2018

Document Questions

Boundary:	Do you live in Ridgeline's boundaries?	<input type="checkbox"/> Yes <input type="checkbox"/> No
School History:	Did you attend or play sports at a HIGH school other than Mountain Crest during 2015-16 school year? Select no if you only attended and played at a junior high.	<input type="checkbox"/> Yes <input type="checkbox"/> No

3. Guardian E-Signature
I am the parent or legal guardian of this athlete, and I fully accept and agree to the terms of participation as outlined in the registration documents and corresponding questions.

Only Sign Successful signature [Sign](#)

4. Student E-Signature
As an athlete, I fully accept and agree to the terms of participation as outlined in the registration documents.

Only Sign Successful signature [Sign](#)

If your school uses uploaded physicals, report cards, etc., you will upload them here.

- ❖ All pages must be in one file
- ❖ File must be a PDF or JPEG
- ❖ You can take pics and login with your phone - you MUST use the google chrome app on a mobile device - and add the documents that way as well

Show Navigation

Status: Not Complete
All requirements must be completed to be eligible for Drama.

Your Registration Checklist

1. Registration Started:	2018/04/12
2. Electronic Documents:	Complete
3. Guardian E-Signature:	Complete
4. Athlete E-Signature:	Complete
5. Additional Requirements/Physicals:	Incomplete
6. Fee(s):	Incomplete

Not Required Before Tryouts

[Print Student Profile](#)

2. Electronic Documents

For each document displayed, you will need to click on the "Read Document" button. After you have read through the document, you will see an "I agree" check-box appear on this page. Click on the check-box to show that you have read and agree to the document.

Name	Read	Agree	Date Completed
Activities Policy	Read Document	< I Agree	4/12/2018
Concussion Form	Read Document	< I Agree	4/12/2018
UHSAA Tryout Checklist	Read Document	< I Agree	4/12/2018
Consent to Treat	Read Document	< I Agree	4/12/2018
Drug Testing Consent Form	Read Document	< I Agree	4/12/2018

Document Questions

Boundary	Do you live in Ridgeview's boundaries?	< Yes	No
School History	Did you attend or play sports at a WJHS school other than Mountain Crest during 2015-16 school year? Select no if you only attended and played at a junior high.	< Yes	No

3. Guardian E-Signature

< I am the parent or legal guardian of this athlete, and I fully accept and agree to the terms of participation as outlined in the registration documents and corresponding questions.

[Link to Sign](#) [Successful signature](#)

4. Student E-Signature

< As an athlete, I fully accept and agree to the terms of participation as outlined in the registration documents.

[Link to Sign](#) [Successful signature](#)

[View Previous Requirements](#)

5. Additional Requirements/Physicals

Your document(s) have not yet been received. Print, complete, and deliver them to your athletic administrator.

Name	Status	Actions
Physical Form A	Not Complete	Print Add To Cart

6. Fee(s) Not Required Before Tryouts

Remember to pay the fee(s) after tryouts to complete your registration.

Fee	Status	Amount	Payment
Registration For Drama	Not Received	\$99.00	Add To Cart

Click here to view and print the blank form to take to your doctor

Click here to upload the form completed by your doctor

School must approve all uploads

- ❖ Physical will say Pending Verification until a school Admin approves it
- ❖ Registration will say Not Complete until the Admin approves physicals and other uploads

Rogelme High School School Requirements

Back Athlete Summary Open This Registration

Mary: Registration For Drama - Grade 9 (2018-2019)

Status: Not Complete

All requirements must be completed before you can register.

1. Registration Started: Complete
2. Electronic Documents: Complete
3. Guardian E-Signature: Complete
4. Athlete E-Signature: Complete
5. Additional Requirements/Physicals: Incomplete
6. Fee(s): Incomplete

Print Student Profile

2. Electronic Documents

For each document displayed, you will need to click on the "Read Document" button. After you have read through the document, you will see an "I Agree" check-box appear on this page. Click on the check-box to show that you have read and agree to the document.

Name	Read	Agree	Date Completed
Activities Policy	Read Document	<input type="checkbox"/> I Agree	04/12/2018
Consention Form	Read Document	<input type="checkbox"/> I Agree	04/12/2018
LH-SAA Tryout Checklist	Read Document	<input type="checkbox"/> I Agree	04/12/2018
Consent to Treat	Read Document	<input type="checkbox"/> I Agree	04/12/2018
Drug Testing Consent Form	Read Document	<input type="checkbox"/> I Agree	04/12/2018

Document Questions

Question	Yes	No
Boundary: Do you live in Rogelme's boundaries?	<input type="checkbox"/> Yes	<input type="checkbox"/> No
School History: Did you attend or play sports at a HIGH school other than Mountain Crest during 2015-16 school year? Select no if you only attended and played at a junior high.	<input type="checkbox"/> Yes	<input type="checkbox"/> No

3. Guardian E-Signature

I am the parent or legal guardian of this athlete, and I fully accept and agree to the terms of participation as outlined in the registration documents and corresponding questions.

Emily Steele [E-Sign](#)

Registration successfully signed on 04/12/2018.

4. Student E-Signature

As an athlete, I fully accept and agree to the terms of participation as outlined in the registration documents.

Mary Steele [E-Sign](#)

Registration successfully signed on 04/12/2018.

5. Additional Requirements/Physicals

Your document(s) have not yet been received. Print, complete, and deliver them to your athletic administrator.

View Previous Requirements

Name	Status	Actions
Physical Form A	Pending Verification	Print Refresh Close

6. Fee(s) Not Required Before Tryouts


Remember to pay the fee(s) after tryouts to complete your registration.

Fee	Status	Amount	Payment
Registration For Drama	Not Received	\$99.00	Add To Cart

After the school approves the physical this would say Complete for Tryouts because this school does not make you pay before you make the team.

After you have uploaded your physical it will have a Pending Verification status until the school approves it.

After the school admin approves all uploads, you are Complete for Tryouts!

Rogeline High School

School Requirements

5 JPMorgan Chase

Registrations

Joseph: Registration For Boys Cross Country - Grade 10 (2018-2019)
Status: Completed On 08/15/2018
Print Certificate of Completion

1. Registration Started: 2018/09/01
2. Electronic Documents: Complete
3. Guardian E-Signature: Complete
4. Athlete E-Signature: Complete
5. Additional Requirements/Physicals: Complete
6. Fee(s): Complete

Your Registration Checklist

2018/09/01
Complete
Complete
Complete
Complete
Complete

Print Student Profile

2. Electronic Documents
For each document displayed, you will need to click on the "Read Document" button. After you have read through the document, you will see an "I Agree" check-box appear on this page. Click on the check-box to show that you have read and agree to the document.

Name	Read	Agree	Date Completed
Athletics Policy	Read Document	<input checked="" type="checkbox"/> I Agree	08/02/2018
Concussion Form	Read Document	<input checked="" type="checkbox"/> I Agree	08/02/2018
LHSAA Tryout Checklist	Read Document	<input checked="" type="checkbox"/> I Agree	08/02/2018
Consent to Treat	Read Document	<input checked="" type="checkbox"/> I Agree	08/02/2018
Drug Testing Consent Form	Read Document	<input checked="" type="checkbox"/> I Agree	08/02/2018

Document Questions

Boundary	Do you live in Rogeline's boundaries?	<input checked="" type="checkbox"/> Yes <input type="checkbox"/> No	
School History	Did you attend or play sports at a HIGH school other than Mountain Crest during 2015-16 school year? Select no if you only attended and played at a junior high.	<input checked="" type="checkbox"/> Yes <input type="checkbox"/> No	

3. Guardian E-Signature
I am the parent or legal guardian of this athlete, and I fully accept and agree to the terms of participation as outlined in the registration documents and accompanying questions.
Joseph Terry
Registration successfully signed on 08/15/2018

4. Student E-Signature
As an athlete, I fully accept and agree to the terms of participation as outlined in the registration documents.
Joseph Scott Terry
Registration successfully signed on 08/15/2018

5. Additional Requirements/Physicals
View Previous Requirements

Name	Status	Actions
Physical Form A	Complete	Print Download

6. Fee(s)

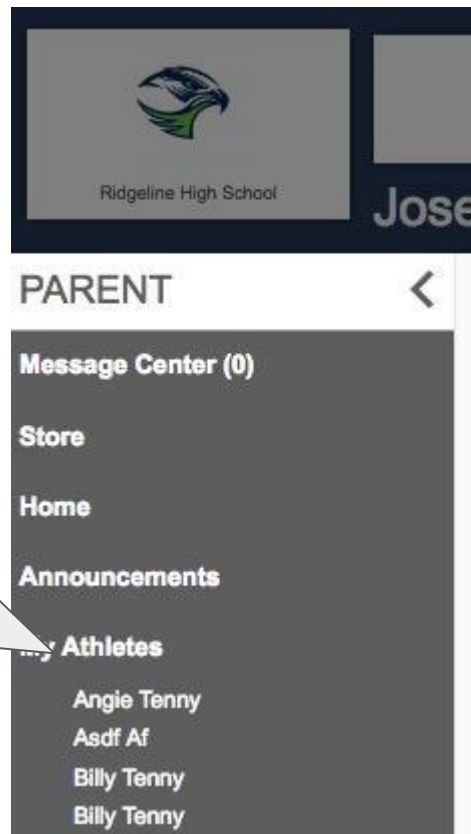
Fee	Status	Amount	Payment
Registration For Boys Cross Country	Received On 08/15/2018	\$94.00	\$94.00 (Invoice #584152)

If you ever need to make changes to your athlete's profile due to...

- ❖ Incorrect name or grade in school
- ❖ Incorrect graduation year
- ❖ Guardian, Insurance, or Medical information
- ❖ Emergency Contact information

1. Click Show Navigation
1. Click on your athlete's name

Go to Show Navigation and Under "My Athletes" click on your athlete's name to access the Athlete Profile Page



Athlete Profile Page

Here you can:

- ❖ Register for a Sport
- ❖ View current registrations
- ❖ View and edit Athlete info

The screenshot shows the 'Athlete Registration' interface for 'Mary Steele's Profile'. The page has a dark blue header with the 'SPORTSLINE' logo on the right. A left sidebar contains a 'Show Navigation' button. The main content area is divided into several sections:

- Registrations:** A table with columns for 'Year', 'Sport', and 'Status'. The current year is '2017-2018'. A red circle highlights the 'New Registration' button, with a callout: 'Click here to Start a New Registration'. Another red circle highlights the year dropdown, with a callout: 'You can change the year to the current year or next year to see registrations'. A message states: 'Mary has no registrations for the 2017-2018 year. Any previously started registrations will show here'.
- Athlete Options:** A list of actions with descriptions:
 - Delete This Athlete: Removing this athlete is only possible if the athlete has no registrations.
 - Fees Paid: View a summary of fees paid for registrations.
 - Eligibility: View this athletes current academic eligibility.
 - View Documents Signed: Summary of the e-signatures given for this athlete.
- Athlete Profile:** A section with a 'Show All' button and a list of tabs: Athlete Summary, Medical Information, Primary Insurance, Secondary Insurance, Guardian 1, Guardian 2, and Emergency Contact. A red circle highlights the 'Show All' button, with a callout: 'Click on each bar to show the information or click Show All to see all information at once.'

The Athlete Summary is where you edit athlete info. Click on any of the other gray bars to edit guardian, insurance, medical, or emergency contact info. Click “Click Here to Edit” to change information

Athlete Registration **Mary Steele's Profile**

Back to Home New Registration Note that this information is unique to the school where you are registering.

Select a row to view a registration or team.

Registrations	2017-2018	Teams	2017-2018
Mary has no registrations for the 2017-2018 year.		Mary is on no teams for the 2017-2018 year.	

Athlete Options

Delete This Athlete	Removing this athlete is only possible if the athlete has no registrations.
Fees Paid	View a summary of fees paid for registrations
Eligibility	View this athletes current academic eligibility.
View Documents	View documents given for this athlete.

Athlete Profile
Click on a subject to view/edit it [Show All](#)

Athlete Summary [Click Here to Edit \(Last Updated: 04/12/2018\)](#)

Full Legal Name	Mary Steele
Documentation	Birth Certificate
Address	1234 Main street
Email	
Cell Phone	
Home Phone	(435) 230-5639
Gender	Female
Date Of Birth	2001-04-12
Grade	8
Graduation Year	2022
Show phone on contact list	Yes
Admin Notes	

Medical Information

Primary Insurance

Secondary Insurance

Guardian 1

Guardian 2

Emergency Contact

Returning Users: If you have forgotten your User Email, Click Forgot Email? Enter your first and last name and phone number, then answer the Security questions to get your User Email. If you still need assistance, email support@registermyathlete.com with the name of your athlete and the school they attend and ask for assistance with your user email.

Register My Athlete Login
Parents. Coaches. Administrators.

Username or Email
[Forgot Email?](#) **Click Here**

Password
[Forgot Password?](#)

Login

Create Account

[Athletic Training Check in?](#)

Account Recover Recovery
Let's try to look up your account details.

First Name
First Name

Last Name
Last Name

Phone
Phone Number

Lookup Account

Cancel

Please answer these questions to verify identity:

Mother's Maiden Name

Your Favorite Sport

Next

Cancel

If you have forgotten your Password, Click Forgot Password, use your email or phone number. If you use your phone number you will get a code texted to you to help you get logged in. If you still need assistance, email support@registermyathlete.com with the name of your athlete and the school they attend and ask for assistance with your user password.

Register My Athlete Login

Parents. Coaches. Administrators.

If you haven't visited us since April 8th 2018 please read [this release statement](#) about your account!

Username or Email

[Forgot Email?](#)

Password

[Forgot Password?](#)

Login

Create Account

[Athletic Training Check in?](#)

Password Recovery

To receive a password recovery link, please provide the account email or cell phone number.

Account Email

-OR-

(435) 230-5639

Verizon

Send Recovery Link

Your school administrator also can reset your password.

Cancel

Please enter the code sent to your cell phone:

Code

Please note: the code is only valid for 10 minutes.

Submit

Back

Merge Accounts

Do you have any other registermyathlete.com accounts?

This may be if you have students at multiple schools, or use both the coach and athlete registration products.

Here we can add them to your current login, so that you only have one account.

Type the email for the other account

Password for the other account

[Forgot Password?](#)

(If you have more than one account to be merged, you will have the option to come back here.)

Submit

I don't have any other accounts. Skip ahead.

Matched Accounts (Click to Merge):

joejessicatenny@gmail.com
joejessicatenny@gmail.com
joejessicatenny@gmail.com
joejessicatenny@gmail.com
joejessicatenny@gmail.com
joejessicatenny@gmail.com
joejessicatenny@gmail.com
joejessicatenny@gmail.com
joejessicatenny@gmail.com
joejessicatenny@gmail.com
joejessicatenny@gmail.com
joejessicatenny@gmail.com
joejessicatenny@gmail.com
joejessicatenny@gmail.com
joejessicatenny@gmail.com

Click here if you do not need to merge any accounts

Any accounts that match and need to be merged are found to the right and you can click on them to merge. You can also enter in emails and passwords for accounts you know are associated with your account. If you still need assistance, email support@registermyathlete.com with the name of your athlete and the school they attend and ask for assistance with merging accounts.